

Model TPR22-PR Pull Rope Switch

Description

TPR22-PR Pull Rope Switches are designed for shutting down a conveyor belt or machinery and assuring system safety. They are also referred as "Pull Rope Switches". They are mounted alongside the conveyor belt, with tensioned steel cords attached to the switch arm from either side or both sides. When the cord is pulled, switch arm will turn until the locking angle and system shuts down. The switch can be reset manually with resetting lever.

The product is suitable for reliable long term usage in most industrial applications, thanks to its heavy-duty design. Its BMC (durable composite) enclosure is corrosion and oxidation proof. Shaft mechanism is made of stainless steel and all internal parts are metal cast. TPR22-PR series products do not require any maintenance.

In standard applications, cord length is 50-65 m to both sides. This distance can be lengthened upon request. All models can be equipped with an alarm switch and signal light so alarming switch can be spotted from distance. Standard product's contact structure is 1NO+1NC. If requested, 2NO+2NC and 3NO+3NC are available.

All models conform to CE (European Union) and EAC (Eurasian Customs Union) standards. Microswitches used in these products are VDE approved.

We recommend tested and approved KBT Connection Equipment for installation.


For aluminium cast enclosure option, please see our product NSR22-PR.

Technical Specifications

- Enclosure: BMC (Durable Composite)
- Micro Switch Rating: 400 VAC 6A / 230 VAC 8A / 24 VDC 5A →
- Output Signal: (1) SPDT shutdown, alarm can be added upon request.
- Cable Gland: 2 x M25
- Temperature Rating: -55°C to +100°C
- Contact Angle: 25°
- Rope Length: 2 x 50-65 metres
- Contact Type: Snap-action
- Protection Class: IP68
- Enclosure Color: Red (RAL 3020)
- Weight: 2.1 kg
- Mounting Orientation: It is suitable for double-sided use.

- Impact Rating: IK09 (EN 62262)
- Warranty Period: 36 Months

Options


- ATEX Zone 21 / Zone 22
- Without Reset Lever
- Bus Security Interface 
- Custom Contact Angles
- Mounting Bracket
- Custom Arm Dimensions
- Signal Light and Alarm

Safety Standards

- Electrical Safety EN 60947
- Mechanical Safety EN 60204
- Outdoor Safety EN 60529
- Impact Resistance EN 62262

Certificates

- CE EAC
- Micro switches are VDE approved.



Model Specifications

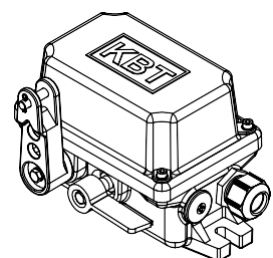
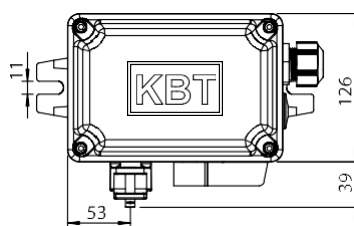
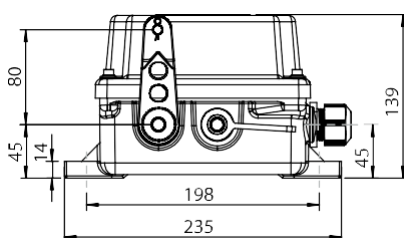
Model	Contact Structure		Optional		
	NC	NO	EX	Signal (LGT)	Alarm+Signal (ALGT)
TPR22-PR	1	1	(EX)	(LGT)	(ALGT)
TPR22-PR-22	2	2	(EX)	(LGT)	(ALGT)
TPR22-PR-33	3	3	(EX)	(LGT)	(ALGT)

Spare Parts

Model	Features
KB-826	1NO+1NC Switch
KB-R-01	M25x1,5 Cable Gland
KB-KT-01	M25 Blind Plug
KB-4-KN	4 Pin Connector
BA-11	Mounting Bracket (Can be made in custom dimensions)
KB-TGV-01	Enclosure
TSR-42-PRP	Rope Connection Arm
KB-PM	Reset Lever

Please refer to the manual for instructions. See our KBT Accessories catalog for installation equipment.

Technical Drawing



Dimensions are in mm.

www.dynascales.com

Weighing & Inspection Belgium bvba

Hoofdkantoor: Brielstraat 112 - B 9990 Maldegem - T. +32 (0)50 71 09 20 - F. +32 (0)50 38 25 75 - info@wibe.be
Kantoor Nederland: Nikkelstraat 45 - 4823 AE Breda